


NEWSLETTER

Teaching with comic books


Here's a fun service project your K-Kids group can try. Create a comic book or picture book to teach younger students about community service and how giving back to the community makes life better for everyone.

Don't limit comic or story book topics to conducting community service. Kids can create an entire educational campaign using the books they create. Here are several book title suggestions: "Good character, what's that?," "Don't be a bully," "I like helping," "ABCs," "Getting ready for school," "I like to clean my room," "Taking care of the dog is my favorite thing," "Keeping the world green."

Consider printing the [K-Kids Happy Book](#) and sharing it with younger students.



Banner patches are all the rage!



Is your K-Kids club interested in collecting as many banner patches as possible? First you'll need a K-Kids Honors banner to proudly display the club's accomplishments. A new [Honors Award Banner](#) is available for purchase from Kiwanis International for just this purpose. Here is how your club can earn banner patches.

Distinguished Club and Honor Club patch

Club members earn this patch by participating in activities listed in the [K-Kids Annual Achievement Report](#). Complete and submit the report and the appropriate banner patch will be mailed to the K-Kids faculty advisor.

Read Around the World patch

Club members can earn this banner patch through participation in the Kiwanis International [Read Around the World](#) event throughout the year.

Keeping kids relaxed

Staying focused on a task can be challenging for adults. The same is true for kids. Here are a few activities you can involve K-Kids members in to teach them how to calm down, regroup and focus. Encourage K-Kids members to share this information with other students. Club members might even want to organize a mental health campaign educating students about how to adopt a Zen attitude.

[Teaching meditation and yoga to kids](#)

[Top ten relaxation tips for kids](#)

[Kids relaxation](#)



K-Kids contests



K-Kids members can practice their art, speaking and writing skills by participating in K-Kids contests. Contest entries are due April 1, and should be mailed to the Kiwanis K-Kids district administrator who provides support to the K-Kids clubs within your district. A current list of K-Kids district administrators will be posted online for easy access before the contest due date. Contest categories include: Art, Speech, Essay, Scrapbook and Club Single Service. K-Kids members from your club can also be nominated to receive the Kiwanis International Foundation Leadership Award. All the contest details and contest themes are available [online](#).

Did your club develop fun ways to share about K-Kids? What did your club do? [E-mail](#) us your story.

Build a K-Kids website



Do you want to promote the amazing things your K-Kids club is doing? Why not build your very own K-Kids club website? It's easy to do with free software available online. If you're already saving photos of K-Kids club activities on [Shutterfly.com](#), why not take it one step further and create a website, by adding content and incorporating photos. Check-out [Shutterfly's website tool](#). After the website is created, provide the website URL to your school's webmaster and e-mail [Kiwanis](#) to ensure both create links to your masterpiece.



Learn more about how Kiwanis makes an impact.
Visit [Kiwanis Center Stage!](#)

Create a K-Kids video

Here's a project that will promote the K-Kids club and the school or organization where the club meets. Turn K-Kids members into film producers and ask them to create a video about the amazing impact they're making and the things they're learning by participating in community service. With all the new technology available recording a digital video and posting it online is easy. **Follow these steps:**

Needed materials

- Borrow a digital camera with video capabilities.
- Ask for permission to use a computer at school where the digital file can be downloaded, or borrow a laptop.
- Use [Windows Movie Maker](#) to edit your creation, or use another free movie editing software, such as [Video Spin](#).

Planning video with a plot

- Gather club members to discuss and decide on the purpose of the video.
- Distribute [Photo/Video Release forms](#) to club members or anyone planning to be in the video.
- Use poster board to create a video story board and draw each scene that should be filmed.
- Identify which K-Kids members will serve as producers, videographers and actors. Every club member should have a role.
- If background music is needed, find a student or teacher to play guitar, ukulele or piano. Or recruit the school choir to help. Some video editing software provides options for downloading free music.

Other types of videos

- K-Kids members can interview each other.
- Make puppets and film a puppet show.
- Create an animated stop motion video. Use free [stop motion animator software](#). Club members can create clay characters for this video.

Posting your video online

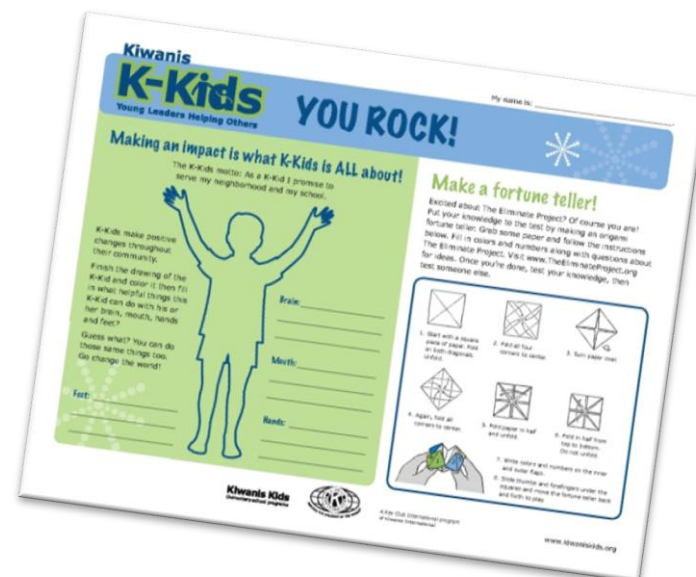
- Post the video link on your K-Kids or school website.
- E-mail lpyron@kiwanis.org with the URL to your video. The video could be posted on the K-Kids website.



The Eliminate Project

With [The Eliminate Project](#), Kiwanis International and UNICEF have joined forces to eliminate maternal and neonatal tetanus. This deadly disease steals the lives of nearly 60,000 innocent babies and a significant number of women each year. The effects of the disease are excruciating—tiny newborns suffer repeated, painful convulsions and extreme sensitivity to light and touch. [Learn more](#). Share information with K-Kids and invite them to educate others about The Eliminate Project by using suggestions on the [K-Kids placemat](#).

Interested in learning more? Then sign up for [The Eliminate Project e-mail newsletter](#), and become a fan of [The Eliminate Project Facebook page](#).



Connecting with parent teacher groups

To ensure support from the parent-teacher group at your school, educate them about what the K-Kids club does and how club members can assist with the parent-teacher group's projects. Here's a partnership development strategy that just might work.

Set up a meeting

- Talk to the school principal and request contact information for the PTO/PTA president.
- Contact the PTO/PTA president and ask if the K-Kids club can provide refreshments and give a quick presentation.
- Visit the PTO/PTA website to learn more about the organization so you know what to expect at the meeting.

[PTO](#) (Parent Teacher Organization)

[PTA](#) (Parent Teacher Association)



Prepare for the presentation

- Order free [K-Kids brochures](#) from Kiwanis International.
- Download the PowerPoint [Educate K-Kids parents](#) presentation. Save this on a thumb drive.
- Secure a screen, projector and laptop to share the PowerPoint presentation.
- If audiovisuals are not available print the presentation and use it as a guide.
- Take the K-Kids banner to display at the meeting.
- Practice your presentation.
- Purchase or bake items to provide as refreshments at the meeting.

The day of the presentation

- Arrive at the PTO/PTA meeting location early and set-up a refreshment table.
- Lay K-Kids brochures on chairs or on the refreshment table.
- Display the K-Kids banner in front of the room.
- Set-up equipment and test it to make sure your PowerPoint displays.
- If you're not using audiovisual equipment, consider posting points on an easel or poster board in front of the room.

Key points to cover

- Explain the K-Kids program.
- Provide information about Kiwanis and how a Kiwanis club sponsors the K-Kids club.
- Explain that K-Kids members and Kiwanis volunteers are available to help the PTO/PTA with fundraising and service projects.
- Provide information about when and where the K-Kids club meets as well as club advisor contact information.
- Ask PTO/PTA members how K-Kids club members can be of assistance with future projects.

Follow-up

- Send a note thanking the PTO/PTA president for allowing you to attend the meeting.
- Invite PTO/PTA members to the club's first service project.
- If the club produces an e-letter or newsletter send a copy to the PTO/PTA president every month.
- Post thank you messages to the PTO/PTA on the K-Kids bulletin board.

Is your Kiwanis One Day project outstanding?

Each year, the 600,000 members of the Kiwanis family are called together for one day of service. In 2011, Kiwanis One Day is April 2. *How's your club changing the world on Kiwanis One Day?* Here's your chance to let us know...and to give your club a chance at worldwide recognition.

One winning club will have its story told in a KIWANIS magazine story, and another winning club's project will be professionally videotaped. The video will be provided to the club to use for recruitment, promotion and more. Visit www.KiwanisOne.org/oneday for more information and to enter the contest.



The Kiwanis Update



Each month, the **Kiwanis International Update e-newsletter** delivers news, announcements, opportunities and global success stories to members' e-mail "in" boxes all over the world. The Update isn't just for Kiwanis club leaders and officers; in fact, we encourage you to visit www.kiwanismagazine.org/subscribe to request the Update at no cost. Then share it with others.

The mission of Update is to foster a deeper pride in Kiwanis, provide helpful ideas and materials and help you to connect and interact with Kiwanis members around the world. The Update is available in Chinese, Dutch, English, French, German, Italian, Japanese and Spanish. Details on activities and success stories at all levels of the Kiwanis family make the Update a great way to keep tabs on everything Kiwanis does. To view past issues, visit www.kiwanismagazine.org.

Join us on Facebook at www.facebook.com/kiwaniskids.

A Key Club International program of Kiwanis International

www.kkids.org

Kiwanis[®]
International