



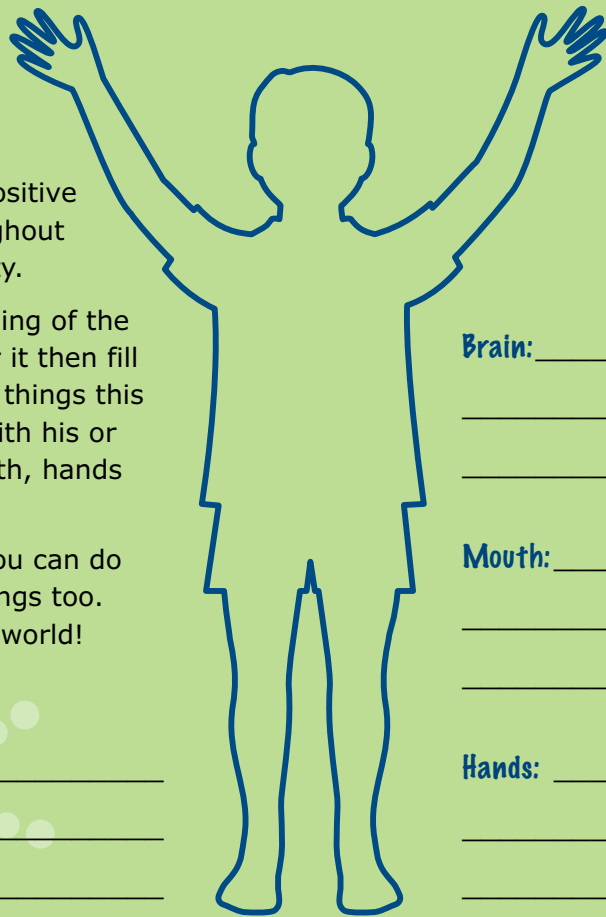
## Making an impact is what K-Kids is ALL about!

The K-Kids motto: As a K-Kid I promise to serve my neighborhood and my school.

K-Kids make positive changes throughout their community.

Finish the drawing of the K-Kid and color it then fill in what helpful things this K-Kid can do with his or her brain, mouth, hands and feet?

Guess what? You can do those same things too. Go change the world!



Brain: \_\_\_\_\_

\_\_\_\_\_

Mouth: \_\_\_\_\_

\_\_\_\_\_

Hands: \_\_\_\_\_

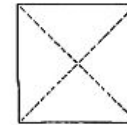
\_\_\_\_\_

Feet: \_\_\_\_\_

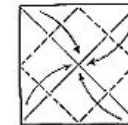
\_\_\_\_\_

## Make a fortune teller!

Excited about The Eliminate Project? Of course you are! Put your knowledge to the test by making an origami fortune teller. Grab some paper and follow the instructions below. Fill in colors and numbers along with questions about The Eliminate Project. Visit [www.TheEliminateProject.org](http://www.TheEliminateProject.org) for ideas. Once you're done, test your knowledge, then test someone else.



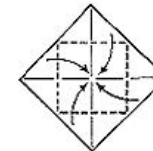
1. Start with a square piece of paper. Fold on both diagonals. Unfold.



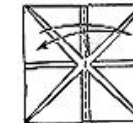
2. Fold all four corners to center.



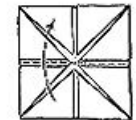
3. Turn paper over.



4. Again, fold all corners to center.



5. Fold paper in half and unfold.



6. Fold in half from top to bottom. Do not unfold.



7. Write colors and numbers on the inner and outer flaps.

8. Slide thumbs and forefingers under the squares and move the fortune teller back and forth to play.