
K-Kids Contest Guide

Dear K-Kids advisor,

We invite you to participate in the following K-Kids contests! They are an opportunity to celebrate club spirit and encourage club members to use their skills of writing, public speaking, art, design, organization, and video making.

Contest categories

- Speech (for individual members or officers)
- Poster (for individual or groups of members)
- Scrapbook (for the club)
- Club Video (for the club)

Rules that apply to all contests

- To be eligible for contests and awards, a K-Kids club must be in good standing, which means it is a club that has paid charter fees or annual renewal fees for the current year.
- A club can submit only one entry in each contest category.
- All information must be uploaded through the online submission form by **April 8** to be eligible for judging. Review the contest rules to see what documentation is needed before completing the online form.
- Contest categories that include photos of club members require uploaded signed photo releases for all club members pictured in images. Use the [K-Kids photo release form](#).
- Judging information is shared as part of the contest criteria to help advisors and members understand what needs to be provided for their entry to be considered for an award. The provided judging criteria is used by Kiwanis International staff to complete contest judging.

Contest entry forms

- [Speech](#)
- [Poster](#)
- [Scrapbook](#)
- [Club video](#)

Other award opportunities

In addition to contests, there are award opportunities to recognize your club, advisors, and officers. Learn more by clicking on the links below.

- Distinguished Club / Honor Club Recognition: [Annual Achievement Report](#)
- [Distinguished Club Officer](#)
- [Distinguished Club Advisor](#)



Speech Contest


To prepare, gather club members, review contest criteria, and gather signed photo releases. Share the speech topic and encourage club members who enjoy speaking or who have a goal of improving their public speaking to participate. The entries for this contest must be from an individual speaker.

Speech Topic

Share why feeling a sense of belonging is important and how K-Kids club members and involvement in K-Kids club meetings, activities and service projects help you feel that you belong.

Rules

- The speech should be no longer than four (4) minutes.
- The speech must be about the topic listed for this year.
- The speech must be completely written and spoken by the member.
- The Speech Contest entry must be submitted digitally through the online submission form.
- A written speech script and signed photo release must be uploaded through the online submission form.
- Kiwanis International staff will have access to view and judge the speech submission.

<input checked="" type="checkbox"/>	Judging criteria	Max. # of points	# of points awarded
	Presenting a clear idea. <ul style="list-style-type: none"> • Does the speech present one idea clearly? 	20	
	Using their voice. <ul style="list-style-type: none"> • Has the speaker made this topic personal and used their own words to explain it? • Have they shared personal examples about belonging? 	20	
	Being organized. <ul style="list-style-type: none"> • Does each part of the speech make sense and build on the previous part? • Is there a good introduction, middle portion and conclusion? 	20	
	Including research. <ul style="list-style-type: none"> • Are there examples about club life, activities, and service? • Does the speech include something from research on the topic? 	20	
	Using effective delivery. <ul style="list-style-type: none"> • Did the speech catch and hold your attention? • Are they excited about the topic? • Is their voice strong and does it carry well? • Does the speaker do things to distract from the speech (such as, fidgeting, swaying, using "umm" often)? • Are there errors in vocabulary or pronunciation? 	20	
	Total points out of 100 		

Poster Contest

To prepare, gather club members, review contest criteria, and gather signed photo releases. Review posters your club created this year as part of an advocacy project. *Advocacy is educating people about a cause and asking them to support it.* Choose the poster you feel makes the best statement about the cause your club supported and submit it as your entry. The entries for this contest can be from an individual member or from a group of members; make sure to include the names of all members that created the poster.


Remember that activities in the [K-Kids Service Guide](#) assist club members in identifying needs or causes within the school or community that the club can choose to address through service.

Poster Topic

The poster should present a message through images and/or words that educates viewers about a cause and asks viewers to take an action that supports the cause.

Rules

- The poster must illustrate the topic and must be completely created by the participant(s).
- Non-digital posters (created by hand using art supplies) and digital posters (created using online software like canva.com) must be submitted using the online award submission form.
- Non-digital posters can be photographed, and the image uploaded through the online submission form. Digital posters should be saved to a file and uploaded.
- Kiwanis International staff will have access to view and judge the poster submission.

☑	Judging criteria	Max. # of points	# of points awarded
	Using effective design. <ul style="list-style-type: none"> • Does the poster draw attention through use of drawing, painting, collages, and other art forms? • Are photos used to share urgency of the cause? 	30	
	Educating with information. <ul style="list-style-type: none"> • Does the poster share facts about the issue for which they're advocating? • Does the poster share information about an organization that supports the cause? A website or book? 	30	
	Encouraging action. <ul style="list-style-type: none"> • Does the poster offer one or more suggestions for how viewers can help this cause individually or invite them to help the K-Kids club in addressing the cause? 	30	
	Naming K-Kids. <ul style="list-style-type: none"> • Does the poster share the K-Kids club's name? 	10	
	Total points out of 100 		

Scrapbook Contest


To prepare, gather club members, review contest criteria, and gather signed photo releases. Consider creating a committee that will plan and make the scrapbook. Choose club photographers to take pictures and club reporters to write articles about club activities and service projects. Work with your advisor to create a digital folder or site where members can save everything in one location needed to create the scrapbook, including photos, social media posts, school newspaper articles and other things written about the club's activities. Then it's time to create the scrapbook. The entries for this contest are by club (not individuals or groups of members).

Scrapbook Topic

Create a scrapbook that shares activities and service projects conducted during the current year.

Rules

- The scrapbook should contain information, photos, articles, social media posts and newspaper articles about activities conducted only during the current service year.
- Non-digital scrapbooks (created using a traditional binder, paper art, photos, and articles) and digital scrapbooks (created using online software like canva.com) must be submitted using the online award submission form.
- Non-digital scrapbooks can be photographed, or filmed as pages are turned and the image or video shared through the online award submission form by providing a link. Digital scrapbooks can be saved and a link to the scrapbook uploaded through the online award submission form.
- If music is used in the scrapbook presentation or video, it must be royalty free music. Visit <https://www.free-stock-music.com> to find a selection of music that is royalty free and free to use if the artist is identified in the video. If royalty free music is not used the scrapbook will be disqualified.
- Signed photo releases must be submitted for all club members pictured in the scrapbook.
- Kiwanis International staff will have access to view and judge the scrapbook submission.

☑	Judging criteria	Max. # of points	# of points awarded
	Organizing in sections. The scrapbook must be divided into the following two sections. Make sure each section and topic are clearly labeled by name. <ul style="list-style-type: none"> • Club life: Include meetings, teamwork, leadership, training, and celebration. • Service: Include hands-on service, fundraising, donating, and advocacy. 	20	
	Including important content. <ul style="list-style-type: none"> • Do readers see what life in the club is like? This includes team meetings, teamwork, leadership, training, and celebrations. • Do readers see a variety of the club's service activities this year? This includes hands-on service, fundraising, donating, and advocacy. 	30	
	Including photos and samples. <ul style="list-style-type: none"> • Do photos show members doing service, leading and doing activities? • Are copies of social media articles included? • Are flyers of events the club sponsored or attended included? • Are brochures from club service partners included? • Are certificates or recognition received by the club included? 	30	
	Using good design. <ul style="list-style-type: none"> • Is the scrapbook appealing and does it hold the reader's interest? • Does the art enhance what is shared on each page? • Is the cover inviting? • Does the cover include the club's name? Is it clear this is a K-Kids club? 	20	
	Total points out of 100 		

Club Video Contest

To prepare, gather club members, review contest criteria, and collect signed photo releases.

Club Video Topic

Record a promotional club video that is 2 to 4 minutes in length documenting the activities, leadership of officers and members, and service projects that your K-Kids club completed throughout the year. Encourage members to share what they love about being involved in the club and the skills they feel they've developed because of their experiences. The entries for this contest are by club (not individuals or groups of members).

Rules

- The video should be no longer than four (4) minutes in length. The video can be a compilation of photos with graphics and music added or a video filming K-Kids club members in action.
- If music is used in the video, it must be royalty free music. Visit <https://www.free-stock-music.com> to find a selection of music that is royalty free and free to use if the artist is identified in the video. If royalty free music is not used the scrapbook will be disqualified.
- Only activities conducted during the current year should be documented in the video.
- **The video must promote the K-Kids club and share examples of the club's service and leadership.**
- An outline of the video script must be submitted using the online form along with a link to the video.
- Signed photo releases must be submitted for all club members pictured in the video.
- Kiwanis International staff will have access to view and judge the scrapbook submission.

☑	Judging criteria	Max. # of points	# of points awarded
	Being original. <ul style="list-style-type: none"> • Was there a fun or interesting way of relaying the information? • Was there something unique about the video's story? 	10	
	Being organized. <ul style="list-style-type: none"> • Does the video clearly show what K-Kids is about? • Does each part of the video make sense and build on the previous part? • Is there a good introduction, middle portion and conclusion? 	20	
	Promoting K-Kids. <ul style="list-style-type: none"> • Did the video share different leadership and service activities the K-Kids club conducts? • Did it share the benefits of being a part of a K-Kids club? 	30	
	Making a quality video. <ul style="list-style-type: none"> • Is the sound quality good? • Is the picture quality good? • If music is used, it must be royalty free music. (If not, the video will be disqualified.) 	20	
	Making an effective video. <ul style="list-style-type: none"> • Did the video tell a story about what K-Kids clubs are? • Did the video help you understand the K-Kids program? • Does the video make students want to join K-Kids or make adults want to create more clubs? 	20	
	Total points out of 100 