


Kiwanis BRING UP GRADES



SPONSOR GUIDE

Thank you for your purchase. You are giving educators and facilitators a powerful tool for motivating students to improve their grades and reach their full potential.

YOUR ROLE

Before starting the program, meet with participating teachers and even the school's principal. Be sure to find out what the requirements are for training and background checks before working with students. Also ensure that you are complying with all school policies. The school sets the policies on interactions with students, and all school policies must be followed.

WAYS TO SUPPORT THE SUCCESS OF BUG

Explain the program to the classroom.

If several classes are involved, this may need to take place in an auditorium. Discuss the date and time for this presentation. Some schools wish to explain it themselves, so be flexible.

Help students create their goals.

Familiarize yourself with SMART goals (Specific, Measurable, Attainable, Realistic and Time-bound) or ask the teacher whether they have some other goal-creating system that they prefer. (There is plenty of information online.) If classrooms need your support, create a mentoring schedule for each class involved.

Meet with students to review their goals.

We have provided teachers with a paper form for goal-reporting, but some prefer to conduct the check-in face to face. If classrooms need your help with this, create a mentoring schedule for each class involved.

Purchase supplies for the class.

Sponsors can work with partners to handle the costs of implementing the program in schools. Supplies can be ordered at kiwanis.org/store.

Pay for food or some other form of recognition.

A pizza party is a popular option for celebration and recognition. But always check with the teacher on school policies and to be aware of any allergy requirements.

Sponsors can recognize the students with certificates at the recognition ceremony.

Your presentation should be upbeat and positive. Here is a sample script you can use or modify:

Congratulations!


Each of you made a commitment to achieve a specific goal and you have accomplished that goal.


Whatever the goal — you did it.

You believed in yourself and made the effort to focus and work on your goal. You brought up your grade or maintained your good grade. We are all incredibly proud of your commitment and determination.

Way to go!

It is truly exciting to be standing here with so many smart BUGs. Now let's give our honorees a big round of applause.





OTHER THINGS TO KEEP IN MIND



If you plan to be highly involved, please read the facilitator's guide so you are fully aware of how the program works. You can also find this guide online at kkids.org/bringupgrades.

Be sure the teacher has a plan for encouraging students who do not achieve their goals. To learn about perseverance, students need to understand why they did not reach their goal — and what they can do differently to achieve the goal, or another goal, the next time.



Kiwaniis[®]

3636 Woodview Trace • Indianapolis, IN 46268
+1-317-875-8755 • kkids.org/bringupgrades

