

K-Kids Calendar

I wish I had a calendar of suggested activities to help me guide K-Kids club members.



AUGUST / SEPTEMBER

Theme: *Leadership development*

Review resources provided in the K-Kids program kit. The Kiwanis advisor registers the club with Kiwanis International and receives a program kit. The Kiwanis advisor can check on this.

Review advisor resources at www.kkids.org. The K-Kids [Advisory e-newsletter](#) has helpful information.

Retain notes and club records in a notebook filing system. Assign the notebook to the club secretary, who should keep it updated.

Elect club officers. Refer to the [K-Kids Standard Form for Club Bylaws](#) for guidance.

Conduct an officer installation ceremony. Use online resources to help with planning. Remember to invite parents to this special event.

Train club officers and members. Schedule a training session at the beginning of the year. The Kiwanis advisor will help with this. Resources are available [online](#).

Schedule K-Kids board meetings. Meet with club officers and schedule a regular day and time each month to conduct the club's board meetings.

Things to do at the first board meeting:

- Create a club activity calendar.
- Prepare a committee sign-up sheet.
- Discuss possible fundraisers to support the club's activities.



Promote your K-Kids club.

Hang the K-Kids banner, posters and bulletin board items.

Share information about K-Kids at the school fair and student registration. [Promote your club.](#)

Connect with your school's parent group. Schedule a time for a quick presentation about K-Kids. Introduce K-Kids members and the Kiwanis advisor. Use online tools to do this.

Share service project ideas with K-Kids members.

[K-Kids service initiative](#)
[Kiwanis service projects](#)
[The Eliminate Project](#)
[Nickelodeon: Day of Play](#)

Don't forget to plan a fundraiser. You'll find great resources online at www.kkids.org.


Join [Key Club](#) (high school students) and [CKI](#) (college students) in service


Share information about K-Kids contests. [K-Kids contests](#) are fun and teach members important speaking, writing and organizational skills. Contest entries are due April 1.

Read the K-Kids Annual Achievement report criteria aloud to members. Club members conduct activities and earn points toward recognition. Clubs are honored with a banner patch. [Reports](#) are due April 30.

Begin planning for Bully Prevention Awareness Month in October.

Consider organizing an anti-bullying campaign for your school.





OCTOBER / NOVEMBER

Theme: *Build character*

The Kiwanis Read Around the World service project is conducted year-round.



Review advisor resources at www.kkids.org. The [K-Kids Advisory e-newsletter](#) has helpful information.

Participate in [Trick-or-Treat for UNICEF](#) in October. UNICEF will forward materials about this event to K-Kids faculty advisors in early October. Watch for program information.

Conduct a campaign for **Bully Prevention Awareness Month in October**. Create posters to promote awareness. Conduct a program for the school. Visit the [K-Kids website](#) for more ideas.

Motivate members. Keep projects and committees moving. Consider conducting a leadership retreat. Go online and use Conference in a Can.

Celebrate Kiwanis-Family Month in November. Schedule a fun club meeting program in which K-Kids club members learn about the rest of the Kiwanis family. Ask your Kiwanis advisor for assistance.

Encourage club members to participate in K-Kids contests. [Contests](#) include Speech, Essay, Art, Leadership Award, Scrapbook and Club Single Service Project. Learn more online.

Complete the online [K-Kids Activity Report](#) by **October 15**. Provide information about projects your club completed between **May and August**.

Complete the **K-Kids census report**. Encourage the club secretary to complete this report. Kiwanis is collecting information such as the size of the club, the number of members and more. Complete the paper version or the online version.

Help Kiwanis learn about your club!



DECEMBER / JANUARY

Theme: *Inclusiveness*



Review advisor resources at www.kkids.org. The [K-Kids Advisory e-newsletter](#) has helpful information.

Plan a social event. Have a social event for the club such as a dance or a holiday party.

Tell Your Story. Submit information about what your K-Kids club at www.kiwanisone.org. Post information on the Kiwanis Kids Facebook page at www.facebook.com/kiwaniskids.

Plan a school-wide service project. Plan a project that involves all the students and faculty at school. Use the call-to-action poster and the online designs for cafeteria table tents to educate students.

Complete the online [K-Kids Activity Report](#) by **January 15**. Provide information about projects your club did between **September and December**.

Begin planning activities for Earth Day. [Earth Day](#) is observed in April. Brainstorm projects the club can conduct to educate students about ways to improve the environment. Visit www.kiwaniskids.org for ideas.





FEBRUARY/ MARCH

Theme: *Caring*

Review advisor resources at www.kkids.org. The [K-Kids Advisory e-newsletter](#) has helpful information.

Tell Your Story. Submit information about what your K-Kids club is doing through the Kiwanis website. Post information on the Kiwanis Kids Facebook page at www.facebook.com/kiwaniskids.org.

Submit contest entries and reports. Submit contest entry forms to your district administrator by **April 1**.

Finalize Kiwanis One Day plans. [Kiwanis One Day](#) is a global volunteer action day for the entire Kiwanis family. For more information, visit www.kiwanis.org/service/oneday.asp. Kiwanis One Day is the **first Saturday in April**.

Finalize plans for Earth Day.

Earth Day idea:

Coordinate an [Earth Day](#) celebration using Kiwanis' Read Around the World project. Organize a reading corner during the lunch hour for one week. Ask club members to read books about different environmental issues each day. Volunteer to set up a display in the school library about how to be environmentally aware. Create a list of books about this topic that can be checked out from the library.

Celebrate Dr. Suess' birthday in March. Read [Dr. Suess](#) books to younger students. Your K-Kids club will qualify for a Kiwanis Read Around the World banner patch as a result.

Invite K-Kids' family members to participate in a project. Organize a community service project and invite K-Kids' family members to participate. Think about conducting an activity like this for Kiwanis One Day in April. Here's a suggested agenda:

- Icebreaker (Get-to-know you activity)
- Share information about the service project
- Assign responsibilities
- Get to work
- Take a break and enjoy snacks
- Finish up and clean up
- Talk about what happened and the difference you made
- K-Kids make thank you notes to send to everyone who participated
- Send thank you notes home with K-Kids members

Plan for Teacher Appreciation Week, May 7–11. Brainstorm [things you can do](#) to recognize the amazing work teachers do every day.





APRIL/MAY

Theme: *Plan for the future*




Review advisor resources at www.kkids.org. The [K-Kids Advisory e-newsletter](#) has helpful information.

Participate in **Kiwanis One Day**. [Kiwanis One Day](#) is a global volunteer action day for the entire Kiwanis family. For more information, visit www.kiwanis.org/service/oneday.

Celebrate [Earth Day](#) in April. Post information about your club project on the Kiwanis Kids Facebook page at www.facebook.com/kiwaniskids.

Participate in **Financial Literacy Month in April**. Educate K-Kids members about the importance of budgeting, saving and giving. Utilize online resources to share this message.



Complete the **K-Kids Annual Achievement Report**. Assign this task to one of the K-Kids club officers. This report must arrive at Kiwanis International by **April 30**. The club earns a banner patch!

Elect club officers in **May for next year**. Conduct a meeting for newly elected and current club officers. Invite newly elected club officers and current club officers to attend a meeting to plan for the next year.

Tell Your Story. Submit information about what your K-Kids club is doing at the Kiwanis web site. Post information on the Kiwanis Kids Facebook page at www.facebook.com/kiwaniskids.

Attend your sponsoring Kiwanis club's board of directors meeting in **May**. Talk about your club's financial needs. Share information about service projects the K-Kids club hopes to conduct and provide an estimated cost for these projects.

Complete the online [K-Kids Activity Report](#) by **May 15**. Provide information about projects conducted between **January and April**.



Celebrate **Teacher Appreciation Week, May 7–11**. Organize a special celebration to recognize the amazing things teachers do to support your K-Kids club.

Conduct a **K-Kids club end-of-year celebration in May**. Organize a [celebration](#) and recognize K-Kids club members for their outstanding service.

Download **Intent to Join Builders Club certificates**. Find them at the [K-Kids website](#) and present them to club members graduating from elementary school.

| | | | |
|--|--|-------------------------------------|--|
| | | | |
| Intent To Join Builders | | | |
| K-Kid Member Name _____ | | | |
| As a member in good standing of the | | | |
| K-Kids Club of _____ | | | |
| I would like to continue my involvement in the Kiwanis family by | | | |
| declaring that, when I enter junior high/middle school, | | | |
| I intend to join the | | | |
| Builders Club of _____ | | Junior High/Middle School. | |
| Presented to the Members of the | | | |
| Builders Club of _____ | | Junior High/Middle School. | |
| K-Kids Club Member Signature _____ | | K-Kids Club Advisor Signature _____ | |
| Signed this day, _____ | | Signed this day, _____ | |

